

## Firm overview

Rockefeller & Co., Inc. is a global investment management and wealth advisory firm serving successful families, institutions, foundations, endowments, and high net worth individuals.

## Strategy Objective

The Rockefeller Equity Allocation Fund seeks to achieve its investment objective of long-term total return from capital appreciation and income by investing its assets globally in a range of equity asset classes and, to a lesser extent, in fixed income securities, real estate equities (such as real estate investment trusts and commodity linked equities (such as master limited partnerships).

## Investment Philosophy

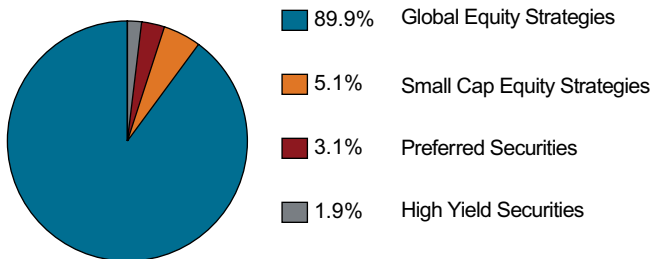
Rockefeller & Co., Inc. (the "Adviser") will allocate the Fund's assets across asset classes taking into consideration both the Adviser's long-term strategic outlook as well as tactical views as to potential near-term opportunities. The Adviser considers a number of factors when making allocation decisions, including relative attractiveness among equity market capitalizations and geographic regions, inflation risks and factors that influence commodity prices.

In selecting investments for these strategies, the Adviser applies a bottom-up security analysis that includes fundamental, sector-based research in seeking to identify businesses that have high or improving returns on capital, barriers to competition and compelling valuations. The Adviser may sell the Fund's investments to secure gains, limit losses or reinvest in more promising investment opportunities.

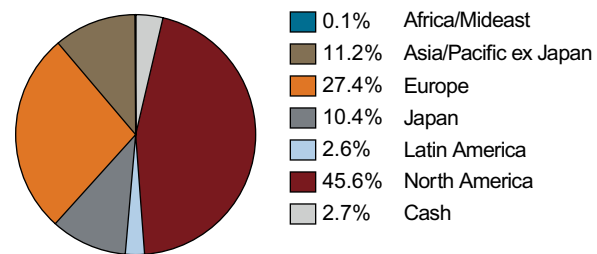
## Why Invest in this Fund

- A global approach looking for the best ideas irrespective of geography.
- Ability to allocate across different equity asset classes seeking to capitalize on attractive opportunities.
- Rigorous, bottom-up research supported by a team of sector analysts.
- Portfolio Managers Jimmy Chang and David Harris have an average of 22 years of experience in investing.

## Asset Allocation<sup>1</sup>



## Geographic Allocation\*



## Asset Allocation (By Strategy)

### Global Equity Strategies

- 65.7% Rockefeller Global Equity Strategy
- 9.5% Rockefeller Global Dividend Growth Equity Strategy
- 11.4% Rockefeller International Equity Strategy
- 3.3% Rockefeller Emerging Markets Equity Strategy

### Small Cap Equity Strategies

- 5.1% Rockefeller U.S. Small Cap Equity Strategy

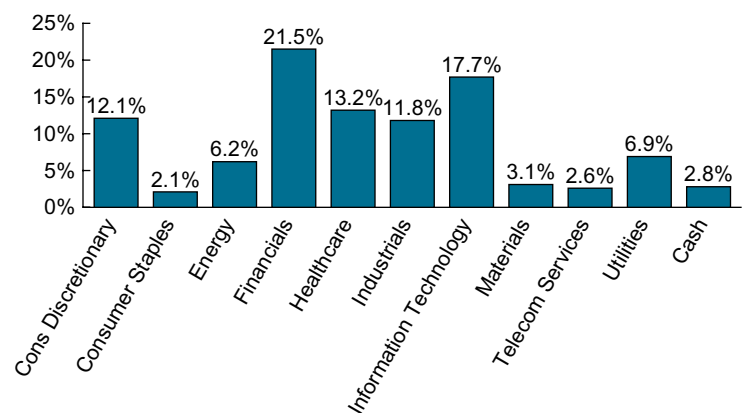
### Preferred Securities

- 3.1% Nuveen Preferred

### High Yield Securities

- 1.9% Fed HY Bond Fund

## Equity Sector Weights\*



<sup>1</sup> Excludes unallocated cash, which represented 0.4% of the portfolio

\*Percentages are calculated as a percent of equity securities and cash.

[www.rockefellerfunds.com](http://www.rockefellerfunds.com)

as of March 31, 2017

### Contact Us

- New York  
10 Rockefeller Plaza  
New York, NY 10020
- Boston  
99 High Street  
Boston, MA 02110
- Washington  
900 17th Street NW  
Washington, DC 20006

Portfolio managers David P. Harris, Chief Investment Officer and Jimmy C. Chang, Chief Equity Strategist, lead a team of investment professionals specializing within different industries, coupled with significant infrastructure support.

We believe that strong investment results can be achieved when fundamental disciplines are applied consistently using a long-term investment horizon.

| Fund Information:               | Institutional Class |
|---------------------------------|---------------------|
| Ticker Symbol:                  | ROCKX               |
| Cusip:                          | 89834E476           |
| NAV:                            | \$10.96             |
| Inception Date:                 | 2/4/2015            |
| Dividend Frequency:             | Quarterly           |
| Total Net Assets (All Classes): | \$97.4 million      |

| Top Ten Holdings <sup>2</sup>        | % of Net Asset |
|--------------------------------------|----------------|
| Nuveen Preferred Securities- Class I | 2.97           |
| Korea Electric Power Corp.           | 2.59           |
| Alphabet, Inc.                       | 2.39           |
| ING Groep N.V.                       | 2.25           |
| Kansai Electric Power Co.            | 2.12           |
| Nippon Telegraph & Telephone Corp.   | 2.06           |
| Southwest Airlines Co.               | 2.05           |
| Facebook, Inc.                       | 2.04           |
| Prudential Financial, Inc.           | 1.97           |
| JPMorgan Chase & Co.                 | 1.96           |

<sup>2</sup> Excludes investments in other investment companies and exchange traded funds.

### Average Portfolio Performance (As of March 31, 2017)

|   | Quarter      | Year-to-Date | 1 Year*       | Since Inception*<br>(2/4/15) |
|---|--------------|--------------|---------------|------------------------------|
| <b>Rockefeller Equity Allocation Fund - Inst. Class</b> | <b>7.58%</b> | <b>7.58%</b> | <b>14.08%</b> | <b>5.13%</b>                 |
| MSCI All Country World (Net Dividends)                  | 6.91%        | 6.91%        | 15.04%        | 5.36%                        |

**Total annual fund operating expenses: Gross 1.30% and Net 1.31%**

#### \*Annualized return

Performance data quoted represents past performance; past performance does not guarantee future results. The investment return and principal value of an investment will fluctuate so that an investor's shares, when redeemed, may be worth more or less than their original cost. Current performance of the fund may be lower or higher than the performance quoted. Performance data current to the most recent month end may be obtained by calling 800.237.7119.

The Advisor has contractually agreed to waive fees and/or reimburse expenses (with certain exceptions) once the Fund's 1.25% expense cap has been exceeded. This arrangement is set to expire on 1/2/18. When an expense cap has not been exceeded or is no longer in effect, the gross and net expense ratios may be the same.

The **MSCI All Country World (Net Dividends) ("MSCI ACWI")** is a free float-adjusted market capitalization weighted index that measures the equity performance of global developed and emerging markets. The MSCI ACWI consists of 46 country indices comprising 23 developed and 23 emerging market country indices. The MSCI ACWI total return indices reinvest dividends after the deduction of withholding taxes, using (for international indices) a tax rate applicable to non-resident institutional investors who do not benefit from double taxation treaties. One cannot invest directly in an index.

**Mutual fund investing involves risk. The value of your investment in the Fund could go down as well as up. You may lose money investing in the Fund, including the loss of principal. Investing in the Fund is subject to certain risks, including new fund risk; general market risk; management risk; the risks of investing in equity securities, fixed income securities including high yield bonds, MLPs, REITS, other investment companies and exchange traded funds and other types of securities. Investments in small- and medium-capitalization companies tend to have limited liquidity and greater price volatility than large-capitalization companies. Investments in non-U.S. securities may be more sensitive to currency fluctuations, political and economic instability, differing government regulations and liquidity risks. These risks are greater in emerging markets. Commodity-linked investments may subject the Fund to greater risks and volatility as commodity prices may be influenced by a variety of factors including unfavorable weather, environmental factors, and changes in government regulations. Investments in fixed income securities involve interest rate risk, credit risk, extension risk, and liquidity risk and prepayment risk. Multi-investment management styles may lead to overlapping securities transactions and higher transaction expenses compared to single investment management styles. Outcomes depend on the skill of the sub-advisers and adviser and the allocation of assets amongst them.**

*The fund's investment objectives, risks, charges and expenses must be considered carefully before investing. The summary and statutory prospectus contains this and other important information about the investment company, and may be obtained by calling 1.855.460.2838, or visiting [www.rockefellerfunds.com](http://www.rockefellerfunds.com). Read it carefully before investing.*

Fund holdings, exposures and characteristics are as of the date shown and are subject to change at any time. As a result, the Fund's current and future holdings, exposures and characteristics may vary substantially from the information shown. No recommendation is made regarding the advisability of buying or selling any security.

Rockefeller & Co., Inc. is the Advisor to the Rockefeller Funds which are distributed by Quasar Distributors, LLC.